

## *Ffocws Ystadegol ar Grefydd yng Nghymru, Cyfrifiad 2011*

## **A Statistical Focus of religion in Wales, 2011 Census**

Sue Leake

Gwasanaethau Gwybodaeth a Dadansoddi, Llywodraeth Cymru  
Knowledge and Analytical Services, Welsh Government

- 2011 Census question about religion
- “A statistical focus on religion in Wales, 2011 Census”  
brief overview including:
  - Population of religious groups , 2001 to 2011
  - Geographical distribution
  - Ethnicity
  - Country of Birth
  - Age and Sex
  - Economic Activity
- Other topics available in Statistical Focus:
  - National Identity
  - Household composition, tenure and overcrowding
  - Social Disadvantage
  - Health
  - Education
  - Other Labour Market statistics

- There is a Census of England and Wales every 10 years.
- It is an estimate of all people and households in England and Wales
- The 2011 Census was undertaken by the ONS on the 27th March 2011.

Question 20 on the 2011 Census asked:

**“What is your religion?”**

The question asks about religious affiliation; that is how we connect or identify with a religion, irrespective of actual practise or belief.

**20** What is your religion?

→ This question is voluntary

☐ No religion

☐ Christian (including Church of England, Catholic, Protestant and all other Christian denominations)

☐ Buddhist

☐ Hindu

☐ Jewish

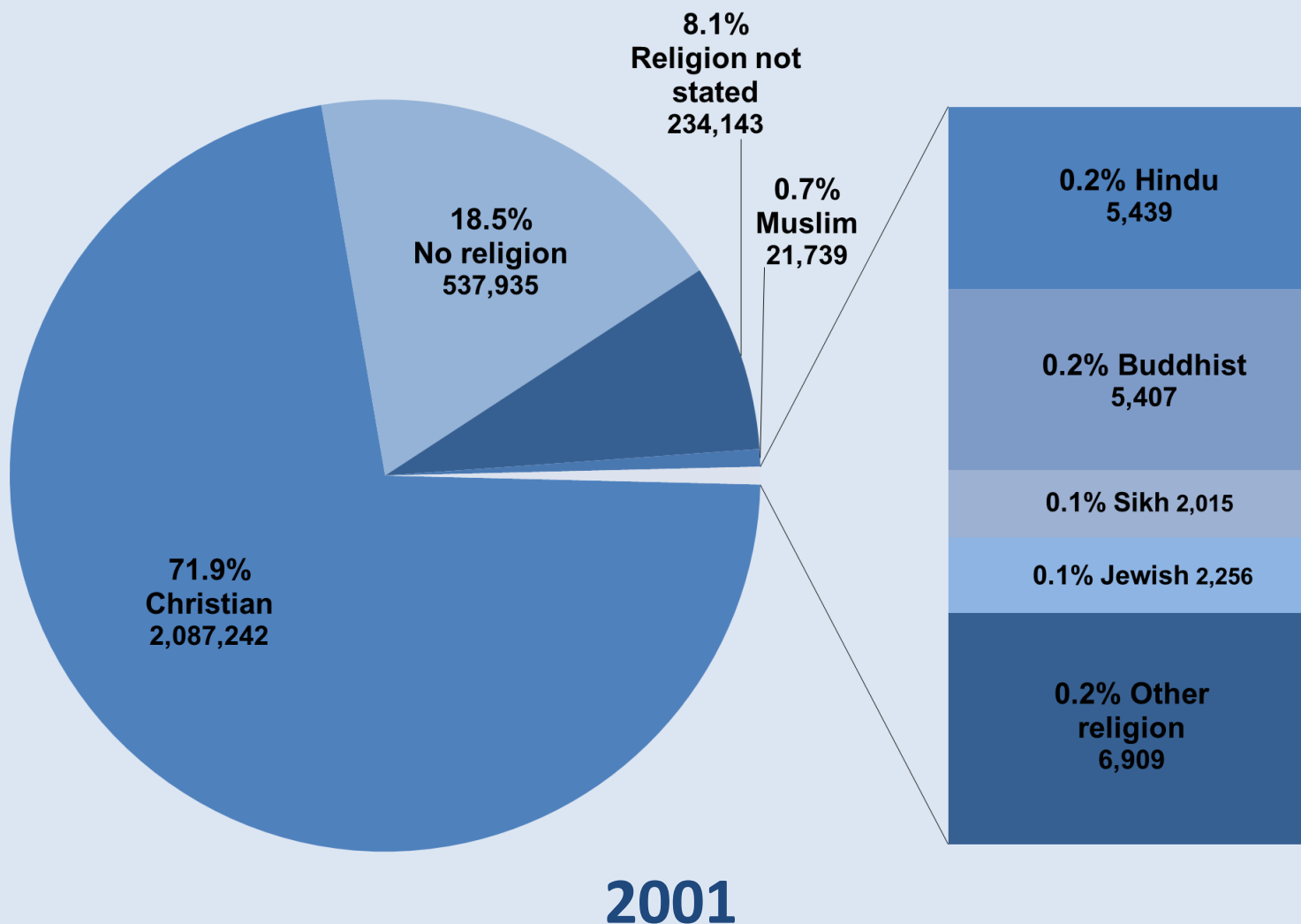
☐ Muslim

☐ Sikh

☐ Any other religion, write in

- Most complete source of information about the population.
- Extensive community engagement
- Small level geography

Between the 2001 and 2011 Censuses...

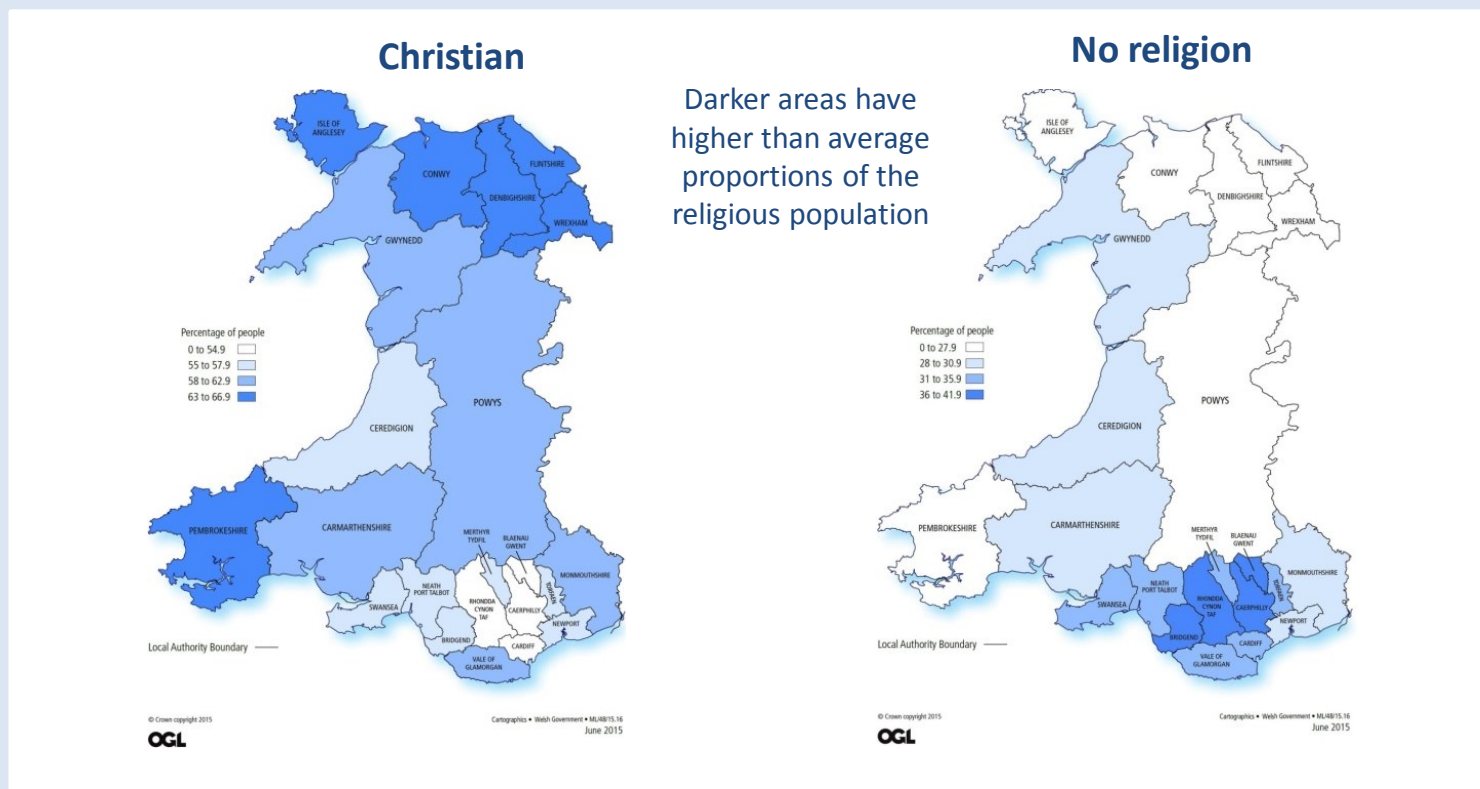


## Christians:

- 57.6% of Wales Population
- 54.4% LSOAs have a higher percentage of Christians than Wales overall
- Half the population concentrated into 43.7% of LSOAs

## Those stating no religion:

- 32.1% of Wales Population
- 46.1% LSOAs have a higher percentage of people stating no religion than Wales overall
- Half the population concentrated into 39.9% of LSOAs



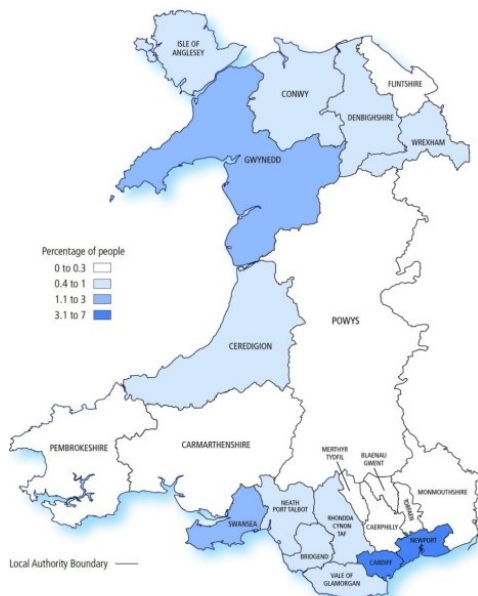
## Muslims:

- 1.5% of Wales Population
- 17.6% LSOAs have a higher percentage of Muslims than Wales overall
- Half the population concentrated into 4.5% of LSOAs

## Those stating a minority religious group:

- 0.1%-0.3% of Wales Population
- 24.2%-37.4% LSOAs have a higher percentage of people stating a minority religious group than Wales overall
- Half the population concentrated into 6.4%-20.9% of LSOAs

### Muslim

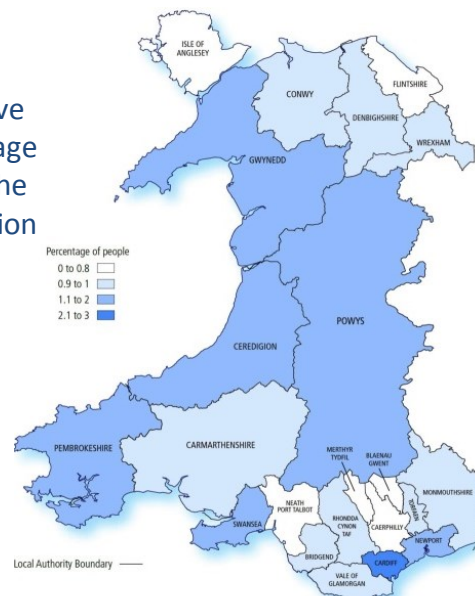


© Crown copyright 2015

OGL

Cartographics • Welsh Government • ML48/15.16  
June 2015

### Minority religious groups



© Crown copyright 2015

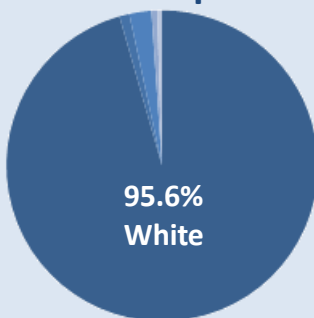
OGL

Cartographics • Welsh Government • ML48/15.16  
June 2015

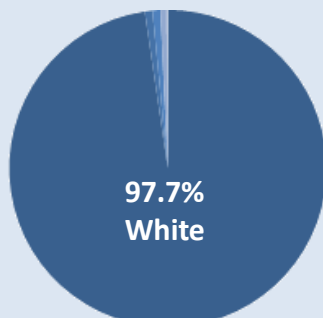
Darker areas have  
higher than average  
proportions of the  
religious population

## Ethnicity

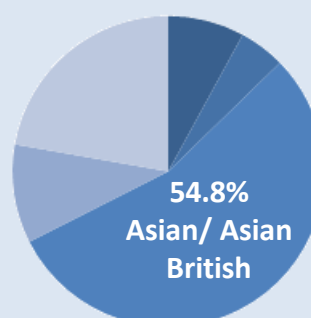
All People



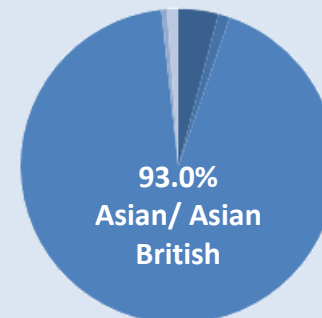
Christian



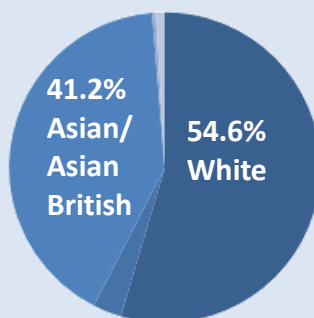
Muslim



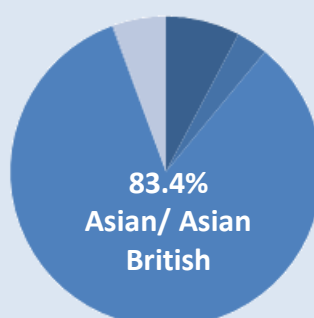
Hindu



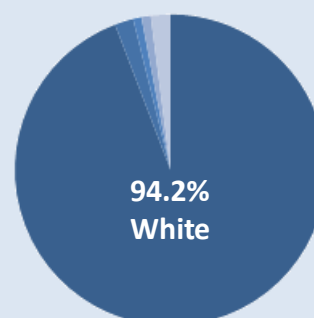
Buddhist



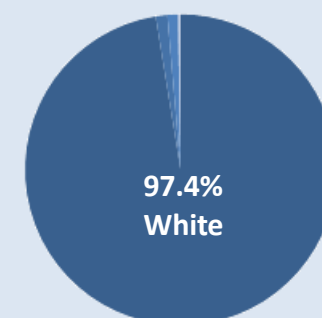
Sikh



Jewish



No religion





## Country of birth



Nearly  
4 out of 10  
Jewish people in  
Wales were born  
in England

Approximately  
**3 in 10**  
of Muslims, Sikhs  
and Buddhists  
born in Wales

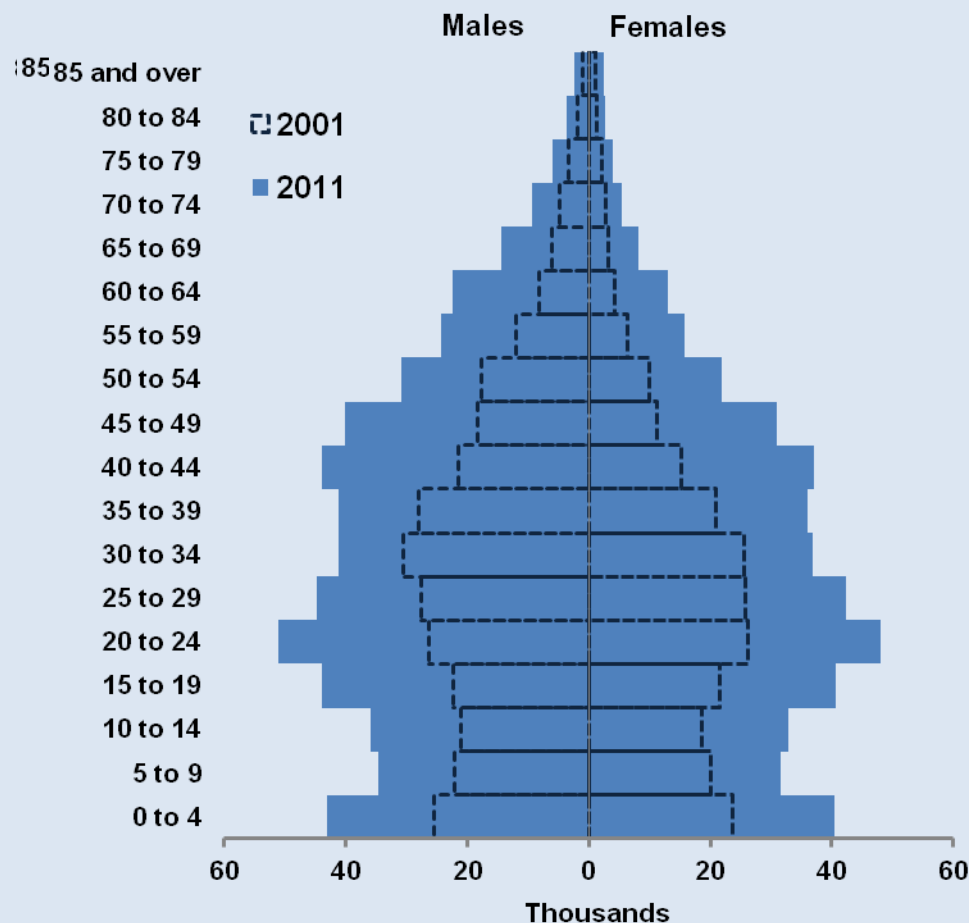
Almost  $\frac{3}{4}$   
Christians born  
in Wales

**42%**  
Muslims born  
in Middle East  
or Asia

**74%**  
Hindus born  
outside  
the UK



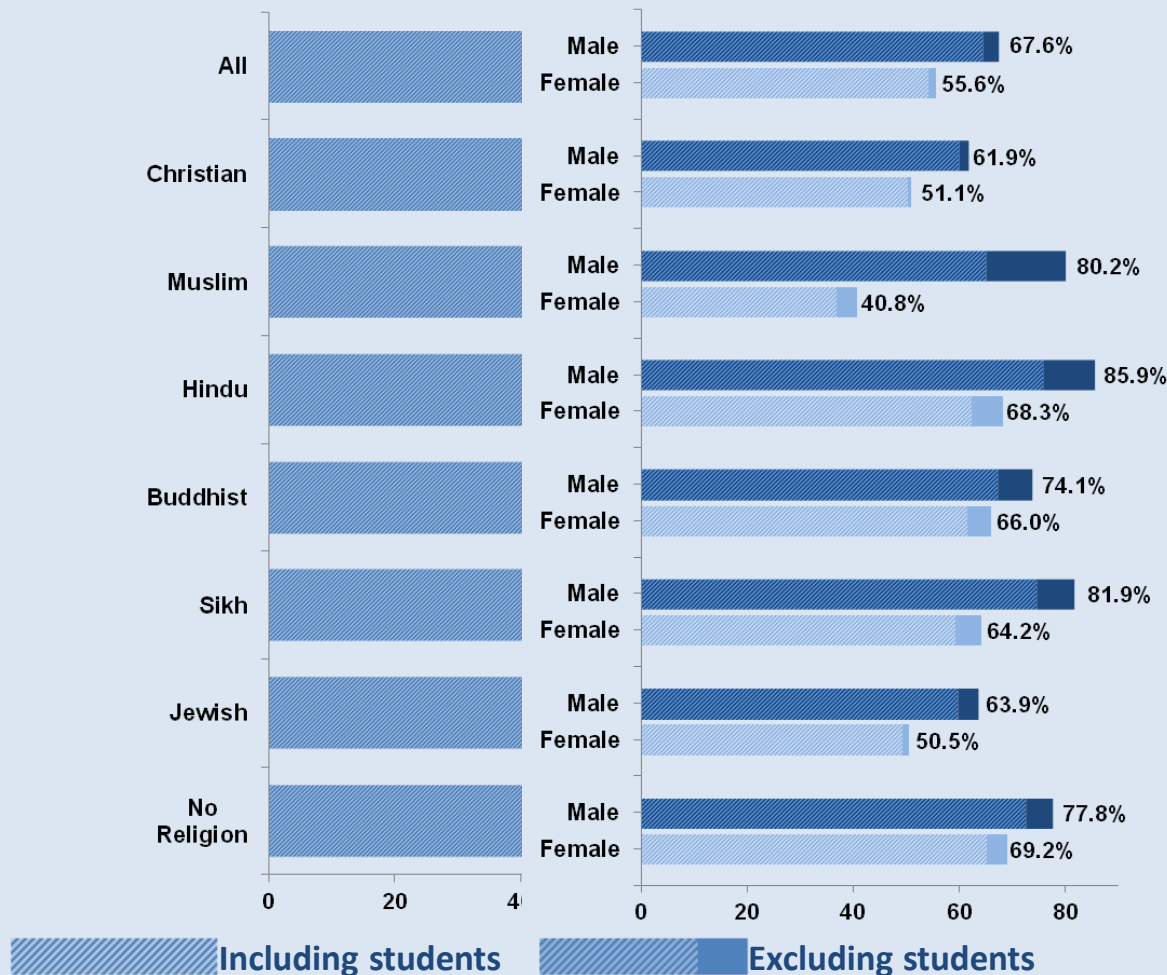
## Age and Sex



## Minority Ethnic groups

## Economic Activity rate by religion

*Percentage of population aged 16 and over*





Christians and those from  
minority religious groups  
have the highest proportion  
of 'one person households'



Those stating no religion had  
the highest proportion of 'one  
family households'



9% Christians reported bad health



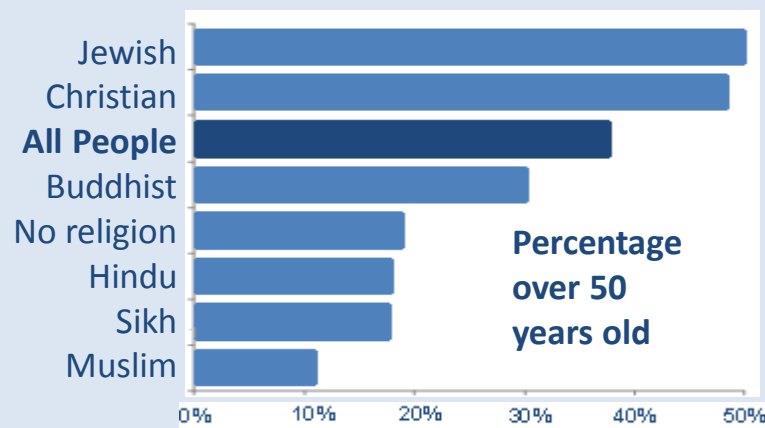
86% Muslims stated good health



66% of Muslims and 56% of Sikhs and  
those stating no religion live in the  
most deprived half of Wales,  
compared to 32% of Jewish people



58 % of Hindus have at least a  
degree level qualification



Any questions ?

Contact:

[Stats.inclusion@wales.gsi.gov.uk](mailto:Stats.inclusion@wales.gsi.gov.uk)